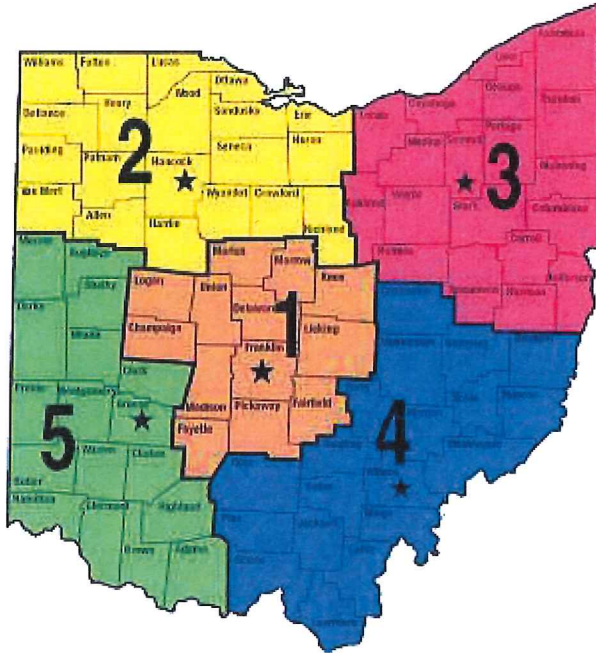


Nest Destruction Rules

1. The adult geese attending the eggs shall not be injured unless given specific permission by the Division of Wildlife.
2. Proper egg addling, oiling, piercing, and/or destruction activities shall be performed as specified on the attached instruction sheet.
3. Relocation of nests is NOT authorized under this permit. Destruction activities shall be performed as specified on the attached instruction sheet ONLY.



Wildlife District One
(614) 644-3925

Wildlife District Two
(419) 424-5000

Wildlife District Three
(330) 644-2293

Wildlife District Four
(740) 589-9930

Wildlife District Five
(937) 372-9261

Nest Destruction Guidelines

Egg addling (through shaking, oiling or puncturing eggs) and nest removal are effective tools for reducing reproduction of Canada geese in urban areas; however, egg addling and nest removal will not eliminate goose conflicts. Canada geese will not attempt to renest if they have been incubating eggs for more than 2 weeks. Geese that lack goslings to raise are also more likely to fly elsewhere to socialize with other geese. To conduct an effective control program, this technique must be used properly. The key to solving your goose problem is to make your property less attractive to the geese, and to utilize scare tactics immediately when geese show up. Unless you make your property less attractive to the geese, the adults will simply return to nest on your property next year, or other geese will take their place.

Ohio geese begin incubating eggs anytime between mid-March and early-May. Most years this activity peaks around the first 2 weeks of April; however, this can vary greatly statewide. Nesting is a natural instinct of all birds. If the eggs and nest are removed before the goose has satisfied this instinct, it will simply build another nest and lay additional eggs. A primary reason for using the egg addling method is to allow room for error if you visit the nest at the wrong time. Addling the eggs renders the eggs unproductive, and returning them to the nest fools the adult into satisfying its nesting instinct.

Canada geese can be very aggressive towards humans when their nests are threatened, and they are capable of inflicting a serious blow with their wings and body. Consequently, nest visitations are best accomplished with 2 people - one to defend against goose attacks, and one to work with the eggs. A boat oar, trash can lid, broom, or shovel can be used as a shield by the person "standing guard". It is not necessary to strike the bird, merely hold the shield between the bird and yourself to prevent it from striking you.

Immediate Nest Destruction Guidelines

In some cases a landowner may wish to immediately destroy a goose nest (vs. addling eggs). For instance, if aggression by the male is a problem and the attack goose cannot be caught or the property owner wishes not to remove the animal, destroying the nest right away offers another option to deal with the problem. In this case destroying a nest and rendering the nest site inaccessible to the geese to prevent renesting attempts will force that pair of geese to relocate their nest elsewhere, thus alleviating the aggressive situation.

Step 1 – Get the female goose off of the nest. A dog on a leash is a great way to get the goose off the nest. DO NOT allow the dog to attack the goose. Another easy method is to use an opened umbrella.

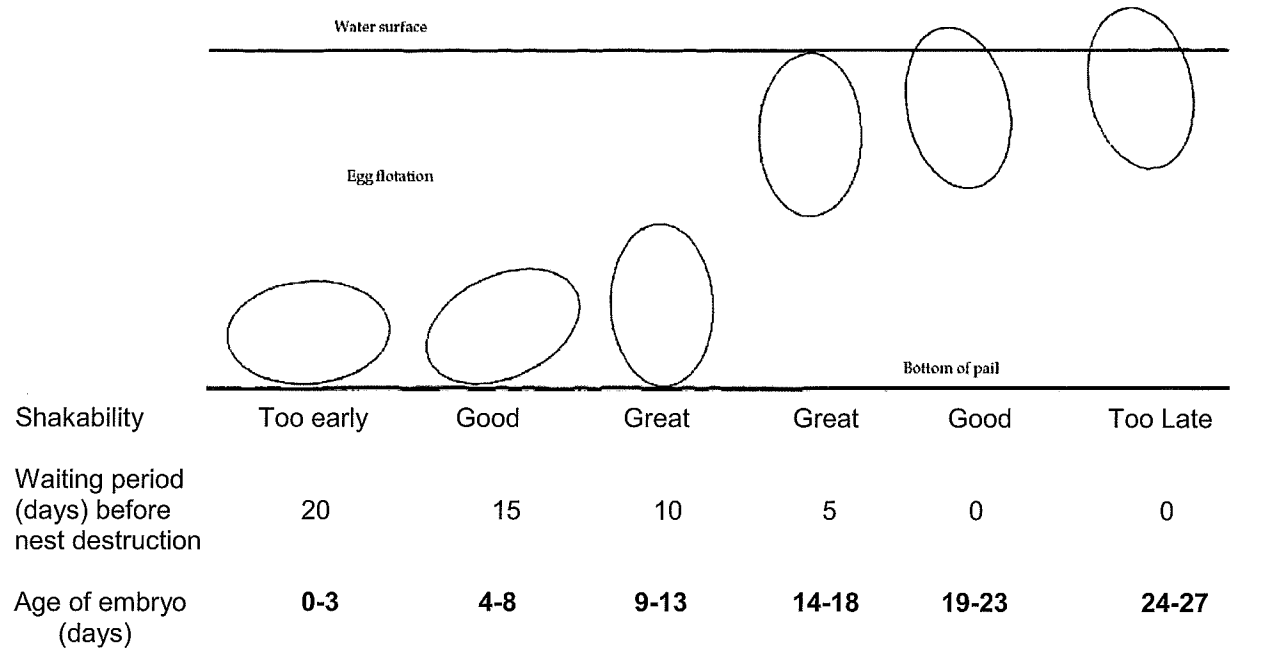
Step 2 – Remove all eggs from the nest. Dispose of the eggs by burial, incineration or bag them and put them in a proper trash receptacle.

Step 3 – Surround the nest site and cover it with chicken wire, mesh fencing or by other means to physically prevent the female goose from gaining access to the nest to lay more eggs.

Step 4 – By September 1, enter the total number of nests destroyed at the website that is listed on the permit.

Your permit does not authorize you or others to keep or possess Canada goose eggs.

Egg Addling Instructions (by means of shaking)

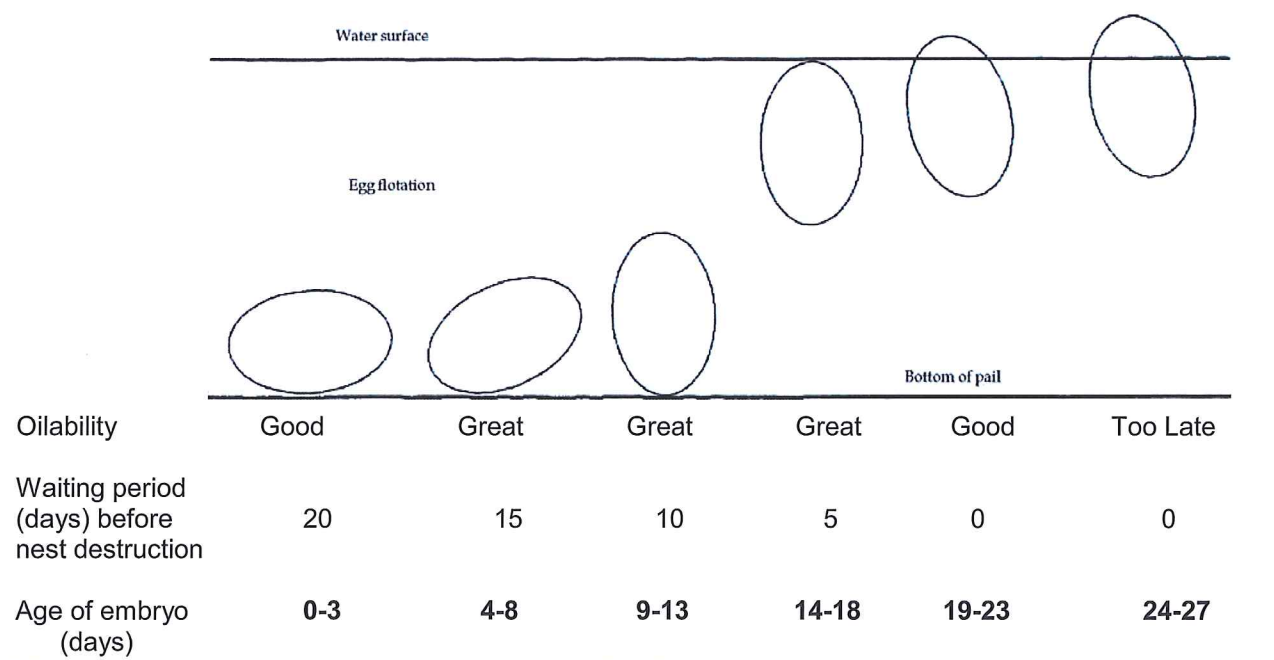


- Step 1 – Get the female goose off of the nest. A dog on a leash is a great way to get the goose off of the nest. DO NOT allow the dog to attack the goose. Another easy method is to use an opened umbrella.
- Step 2 – Hold an egg to feel if it is cold or warm. If the eggs feel cool to the touch, incubation has not commenced and clutch has not been completely laid. Revisit the nest in 7-10 days when the eggs should feel warm to the touch. When the eggs do feel warm to the touch, go to step 3. Eggs that are being pipped (gosling hatching out) are NOT to be shaken.
- Step 3 – Place one of the eggs in a pail of water or on a shallow spot in a pond/lake about 6 inches under the water surface. Follow the flotation chart above to determine what stage the eggs are in and when to shake them.
- Step 4 – Shake the egg vigorously up and down until you are able to feel a “ball” moving inside the egg. Mark each egg with a permanent marker to identify that the egg has been shaken. Continue with ALL of the eggs in the nest.
- Step 5 – Place all of the eggs back into the nest. This will fool the goose and prompt her to continue to nest. If the eggs are not placed back into the nest, the goose will re-nest and you will have to start the process on that nest all over again.
- Step 6 – Move onto the next nest and start over at step 3.
- Step 7 – Re-visit the area once a week until all of the nests on the property are shaken.
- Step 8 – By September 1, enter the total number of nests destroyed at the website that is listed on the permit.

Keep a log of your activities showing where on the property all of the nests are and the dates of visits to each nest. This will help you greatly in the following years to let you know when to start working on obtaining a permit and to track the success of your program.

Your permit does not authorize you or others to keep or possess Canada goose eggs.

Egg Addling Instructions (by means of oiling)

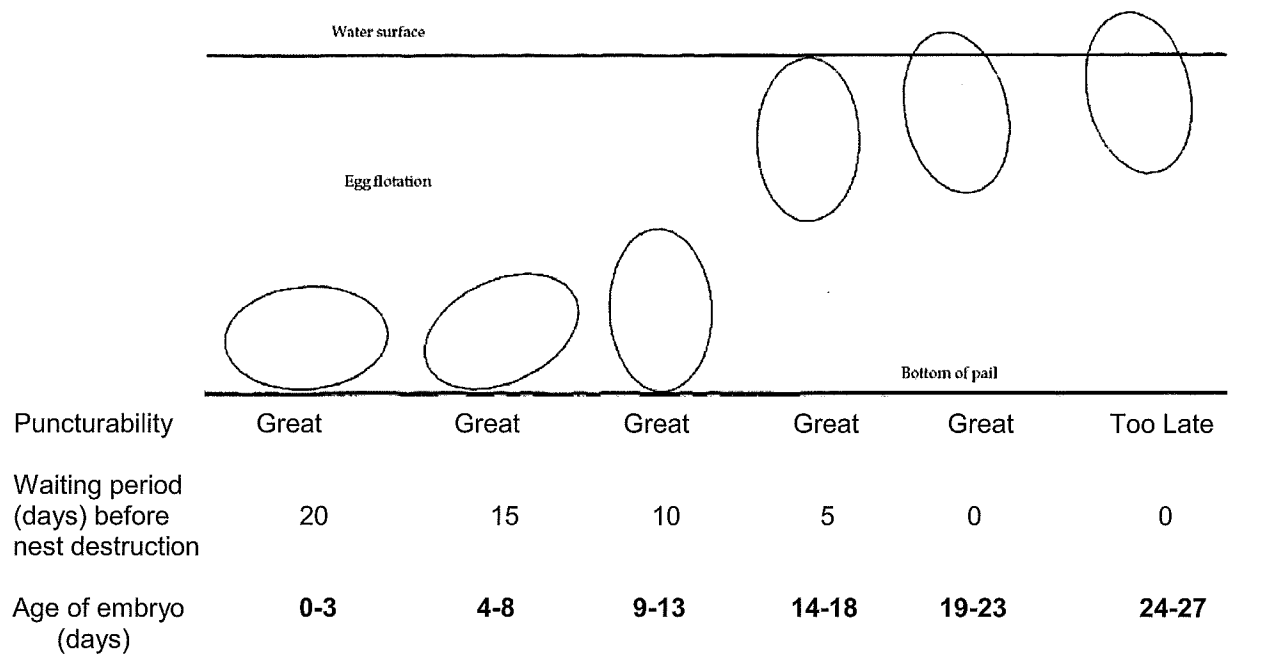


- Step 1 – Get the female goose off of the nest. A dog on a leash is a great way to get the goose off of the nest. DO NOT allow the dog to attack the goose. Another easy method is to use an opened umbrella.
- Step 2 – Hold an egg to feel if it is cold or warm. If the eggs feel cool to the touch, incubation has not commenced and clutch has not been completely laid. Revisit the nest in 7-10 days when the eggs should feel warm to the touch. When the eggs do feel warm to the touch, go to step 3. Eggs that are being pipped (gosling hatching out) are NOT to be oiled.
- Step 3 – Place one of the eggs in a pail of water or on a shallow spot in a pond/lake about 6 inches under the water surface. Follow the flotation chart above to determine what stage the eggs are in and when to oil them.
- Step 4 – Mark each egg with a permanent marker.
- Step 5 – Either use a sprayer to spray vegetable oil on the eggs or dip the eggs into a bucket of vegetable oil and put the eggs back into the nest. Leaving the eggs in the nest will fool the goose and she will continue to nest. If the eggs are not placed back into the nest, the goose will re-nest and you will have to start the process on that nest all over again. Repeat steps 4 and 5 until all eggs are done.
- Step 6 – Move onto the next nest and start over at step 3.
- Step 7 – Re-visit the area once a week until all of the nests on the property are oiled.
- Step 8 – By September 1, enter the total number of nests destroyed at the website that is listed on the permit.

Keep a log of your activities showing where on the property all of the nests are and the dates of visits to each nest. This will help you greatly in the following years to let you know when to start working on obtaining a permit and to track the success of your program.

Your permit does not authorize you or others to keep or possess Canada goose eggs.

Egg Addling Instructions (by means of puncturing)



- Step 1 – Get the female goose off of the nest. A dog on a leash is a great way to get the goose off of the nest. DO NOT allow the dog to attack the goose. Another easy method is to use an opened umbrella.
- Step 2 – Eggs that are being pipped (gosling hatching out) are NOT to be punctured.
- Step 3 – Place one of the eggs in a pail of water or on a shallow spot in a pond/lake about 6 inches under the water surface. Follow the flotation chart above to determine what stage the eggs are in and when it is best to puncture the eggs.
- Step 4 – Using a tool, puncture a hole into the pointed end of the egg. Some of the tools that work well are a cordless drill with a 1/8" drill bit or a large finishing nail.
- Step 5 – Put the eggs back into the nest. Leaving the eggs in the nest will fool the goose and she will continue to nest. If the eggs are not placed back into the nest, the goose will re-nest and you will have to start the process on that nest all over again. Repeat steps 4 and 5 until all eggs are done.
- Step 6 – Move onto the next nest and start over at step 3.
- Step 7 – Re-visit the area once a week to look for newly laid nests. If some are found, start at step 3 with each new nest.
- Step 8 – By September 1, enter the total number of nests destroyed at the website that is listed on the permit.

Keep a log of your activities showing where on the property all of the nests are and the dates of visits to each nest. This will help you greatly in the following years to let you know when to start working on obtaining a permit and to track the success of your program.

Your permit does not authorize you or others to keep or possess Canada goose eggs.



DIVISION OF WILDLIFE
Ohio Department of Natural Resources
Nest Destruction Permit
2017

Permit 8385N-63536657363

Permission to operate under this permit is hereby granted to the following owners, lessees, their immediate family members, bona fide full-time employees, or agents of the owner or lessee. Strict compliance with all conditions set forth herein or included in the guidelines listed below is required

Andrew Steingass

Mill Creek MetroParks

Mill Creek Park

Youngstown, OH 44509 Mahoning

The applicant certifies that they understand the provisions of this permit as regulated under Ohio Revised Code section 1531.02, that this application is made in good faith with the statements made herein being true. I further acknowledge that providing false information in applying for this permit/license is a violation of law (2921.13 O.R.C.) and may subject me to arrest.

SIGNATURE: _____

DATE 3/22/2017

Special Conditions:

None

Permit valid March 11 – August 31, 2017

Number of nests in which you added, oiled, pierced or otherwise destroyed the eggs: _____ You do not need to report the number of eggs.

BY SEPTEMBER 1, YOU MUST REPORT THE ABOVE NUMBER OF NESTS DESTROYED BY YOUR ACTIVITIES (EVEN IF 0). PLEASE DO SO AT THE FOLLOWING WEBSITE: <http://apps.ohiodnr.gov/wildlife/goose/login.aspx>

Completion of this form is required:

Section 2921.13 O.R.C. Penalty: Imprisonment up to 6 months and/or \$1000.00 fine.

Section 1531.02 O.R.C. Penalty Imprisonment up to 60 days and/or \$500.00 fine



DIVISION OF WILDLIFE
Ohio Department of Natural Resources
Nest Destruction Permit
2018

Permit 9351N-00136225334

Permission to operate under this permit is hereby granted to the following owners, lessees, their immediate family members, bona fide full-time employees, or agents of the owner or lessee. Strict compliance with all conditions set forth herein or included in the guidelines listed below is required

Andrew Steingass

Mill Creek MetroParks

Mill Creek Park

Youngstown, OH 44509 Mahoning

The applicant certifies that they understand the provisions of this permit as regulated under Ohio Revised Code section 1531.02, that this application is made in good faith with the statements made herein being true. I further acknowledge that providing false information in applying for this permit/license is a violation of law (2921.13 O.R.C.) and may subject me to arrest.

SIGNATURE: _____

DATE 3/12/2018

Special Conditions:

None

Permit valid March 11 – August 31, 2018

Number of nests in which you added, oiled, pierced or otherwise destroyed the eggs: _____ You do not need to report the number of eggs.

BY SEPTEMBER 1, YOU MUST REPORT THE ABOVE NUMBER OF NESTS DESTROYED BY YOUR ACTIVITIES (EVEN IF 0). PLEASE DO SO AT THE FOLLOWING WEBSITE: <http://apps.ohiodnr.gov/wildlife/goose/login.aspx>

Completion of this form is required:

Section 2921.13 O.R.C. Penalty: Imprisonment up to 6 months and/or \$1000.00 fine.
Section 1531.02 O.R.C. Penalty: Imprisonment up to 60 days and/or \$500.00 fine



DIVISION OF WILDLIFE
Ohio Department of Natural Resources
Nest Destruction Permit
2019

Permit 10461N-73422732144

Permission to operate under this permit is hereby granted to the following owners, lessees, their immediate family members, bona fide full-time employees, or agents of the owner or lessee. Strict compliance with all conditions set forth herein or included in the guidelines listed below is required

Nick Derico

Mill Creek MetroParks

Mill Creek Park

Youngstown, OH 44509 Mahoning

The applicant certifies that they understand the provisions of this permit as regulated under Ohio Revised Code section 1531.02, that this application is made in good faith with the statements made herein being true. I further acknowledge that providing false information in applying for this permit/license is a violation of law (2921.13 O.R.C.) and may subject me to arrest.

SIGNATURE: _____

DATE 3/26/19

Special Conditions:

None

Permit valid March 11 – August 31, 2019

Number of nests in which you added, oiled, pierced or otherwise destroyed the eggs: _____ You do not need to report the number of eggs.

BY SEPTEMBER 1, YOU MUST REPORT THE ABOVE NUMBER OF NESTS DESTROYED BY YOUR ACTIVITIES (EVEN IF 0). PLEASE DO SO AT THE FOLLOWING WEBSITE: <http://apps.ohiodnr.gov/wildlife/goose/login.aspx>

Completion of this form is required:

Section 2921.13 O.R.C. Penalty: Imprisonment up to 6 months and/or \$1000.00 fine.

Section 1531.02 O.R.C. Penalty Imprisonment up to 60 days and/or \$500.00 fine



DIVISION OF WILDLIFE
Ohio Department of Natural Resources
Nest Destruction Permit
2020

Permit 11495N-17125111762

Permission to operate under this permit is hereby granted to the following owners, lessees, their immediate family members, bona fide full-time employees, or agents of the owner or lessee. Strict compliance with all conditions set forth herein or included in the guidelines listed below is required

Nick Derico

Location of Conflict:

Mill Creek MetroParks

Mill Creek Park

**7574 Columbiana Canfield Rd.
Canfield, OH 44406**

Youngstown, OH 44509 Mahonin

The applicant certifies that they understand the provisions of this permit as regulated under Ohio Revised Code section 1531.02, that this application is made in good faith with the statements made herein being true. I further acknowledge that providing false information in applying for this permit/license is a violation of law (2921.13 O.R.C.) and may subject me to arrest.

SIGNATURE: _____ DATE _____

Special Conditions: None


MetroParks Natural Resources Steward

03.31.2020

Permit valid March 11 – August 31, 2020

Number of nests in which you added, oiled, pierced or otherwise destroyed the eggs: _____ You do not need to report the number of eggs.

BY SEPTEMBER 1, YOU MUST REPORT THE ABOVE NUMBER OF NESTS DESTROYED BY YOUR ACTIVITIES (EVEN IF 0). PLEASE DO SO AT THE FOLLOWING WEBSITE: <http://apps.ohiodnr.gov/wildlife/goose/login.aspx>

Completion of this form is required:

Section 2921.13 O.R.C. Penalty: Imprisonment up to 6 months and/or \$1000.00 fine.

Section 1531.02 O.R.C. Penalty Imprisonment up to 60 days and/or \$500.00 fine



DIVISION OF WILDLIFE
Ohio Department of Natural Resources
Nest Destruction Permit
2021

Permit 12563N-26460244715

Permission to operate under this permit is hereby granted to the following owners, lessees, their immediate family members, bona fide full-time employees, or agents of the owner or lessee. Strict compliance with all conditions set forth herein or included in the guidelines listed below is required

Nick Derico

Location of Conflict:

Mill Creek MetroParks

Mill Creek Park

**7574 Columbiana Canfield Rd. Youngstown, OH 44509 Mahonin
Canfield, OH 44406**

The applicant certifies that they understand the provisions of this permit as regulated under Ohio Revised Code section 1531.02, that this application is made in good faith with the statements made herein being true. I further acknowledge that providing false information in applying for this permit/license is a violation of law (2921.13 O.R.C.) and may subject me to arrest.

SIGNATURE: _____ DATE 3/31/21

Special Conditions: None

Permit valid March 11 – June 1, 2021

Number of nests in which you added, oiled, pierced or otherwise destroyed the eggs: _____ You do not need to report the number of eggs.

BY JUNE 1, YOU MUST REPORT THE ABOVE NUMBER OF NESTS DESTROYED BY YOUR ACTIVITIES (EVEN IF 0). PLEASE DO SO AT THE FOLLOWING WEBSITE: <https://apps.ohiodnr.gov/wildlife/goose/login.aspx>

Completion of this form is required:

Section 2921.13 O.R.C. Penalty: Imprisonment up to 6 months and/or \$1000.00 fine.

Section 1531.02 O.R.C. Penalty Imprisonment up to 60 days and/or \$500.00 fine



DIVISION OF WILDLIFE
Ohio Department of Natural Resources

Nest Destruction Permit

2022

Permit 14743N-25326330262

Permission to operate under this permit is hereby granted to the following owners, lessees, their immediate family members, bona fide full-time employees, or agents of the owner or lessee. Strict compliance with all conditions set forth herein or included in the guidelines listed below is required

Nick Derico

Location of Conflict:


Mill Creek MetroParks

Mill Creek Park

**7574 Columbiana Canfield Rd.
Canfield, OH 44406**

Youngstown, OH 44509 Mahonin

The applicant certifies that they understand the provisions of this permit as regulated under Ohio Revised Code section 1531.02, that this application is made in good faith with the statements made herein being true. I further acknowledge that providing false information in applying for this permit/license is a violation of law (2921.13 O.R.C.) and may subject me to arrest.

SIGNATURE:  DATE 3/23/22

Special Conditions: None

Permit valid March 11 – June 1, 2022

Number of nests in which you added, oiled, pierced or otherwise destroyed the eggs: _____ You do not need to report the number of eggs.

BY JUNE 1, YOU MUST REPORT THE ABOVE NUMBER OF NESTS DESTROYED BY YOUR ACTIVITIES (EVEN IF 0). PLEASE DO SO AT THE FOLLOWING WEBSITE: <https://apps.ohiodnr.gov/wildlife/goose/login.aspx>

Completion of this form is required:

Section 2921.13 O.R.C. Penalty: Imprisonment up to 6 months and/or \$1000.00 fine.

Section 1531.02 O.R.C. Penalty Imprisonment up to 60 days and/or \$500.00 fine



DIVISION OF WILDLIFE
Ohio Department of Natural Resources
Nest Destruction Permit
2023

Permit 18255N-05233101767

Permission to operate under this permit is hereby granted to the following owners, lessees, their immediate family members, bona fide full-time employees, or agents of the owner or lessee. Strict compliance with all conditions set forth herein or included in the guidelines listed below is required

Nick Derico

Location of Conflict:

Mill Creek MetroParks

Mill Creek MetroParks

**7574 Columbiana Canfield Rd.
Canfield, OH 44406**

Canfield, OH 44406 Mahoning

The applicant certifies that they understand the provisions of this permit as regulated under Ohio Revised Code section 1531.02, that this application is made in good faith with the statements made herein being true. I further acknowledge that providing false information in applying for this permit/license is a violation of law (2921.13 O.R.C.) and may subject me to arrest.

SIGNATURE: _____

DATE 4/3/23

Special Conditions: None

Permit valid March 11 – June 1, 2023

Number of ests in which you added, oiled, pierced or otherwise destroyed the eggs: _____ You do not need to report the number of eggs.

BY JUNE 1, YOU MUST REPORT THE ABOVE NUMBER OF NESTS DESTROYED BY YOUR ACTIVITIES (EVEN IF 0). PLEASE DO SO AT THE FOLLOWING WEBSITE: <https://apps.ohiodnr.gov/wildlife/goose/login.aspx>

Completion of this form is required:

Section 2921.13 O.R.C. Penalty: Imprisonment up to 6 months and/or \$1000.00 fine.

Section 1531.02 O.R.C. Penalty Imprisonment up to 60 days and/or \$500.00 fine



DIVISION OF WILDLIFE
Ohio Department of Natural Resources

Nest Destruction Permit

2024

Permit 20121N-76166326413

Permission to operate under this permit is hereby granted to the following owners, lessees, their immediate family members, bona fide full-time employees, or agents of the owner or lessee. Strict compliance with all conditions set forth herein or included in the guidelines listed below is required

Nick Derico

Mill Creek MetroParks

7574 Columbiana Canfield Rd.

CANFIELD, OH 44406 Mahoning

The applicant certifies that they understand the provisions of this permit as regulated under Ohio Revised Code section 1531.02, that this application is made in good faith with the statements made herein being true. I further acknowledge that providing false information in applying for this permit/license is a violation of law (2921.13 O.R.C.) and may subject me to arrest.

SIGNATURE: _____

DATE 3/25/24

Special Conditions: Permit to addle eggs on park Property

Permit valid March 11 – June 1, 2024

Number of nests in which you addled, oiled, pierced or otherwise destroyed the eggs: _____ You do not need to report the number of eggs.

BY JUNE 1, YOU MUST REPORT THE ABOVE NUMBER OF NESTS DESTROYED BY YOUR ACTIVITIES (EVEN IF 0). PLEASE DO SO AT THE FOLLOWING WEBSITE: <https://apps.ohiodnr.gov/wildlife/goose/login.aspx>

Completion of this form is required:

Section 2921.13 O.R.C. Penalty: Imprisonment up to 6 months and/or \$1000.00 fine.

Section 1531.02 O.R.C. Penalty Imprisonment up to 60 days and/or \$500.00 fine



DIVISION OF WILDLIFE
Ohio Department of Natural Resources

Nest Destruction Permit

2025

Permit 25851N-01001352147

Permission to operate under this permit is hereby granted to the following owners, lessees, their immediate family members, bona fide full-time employees, or agents of the owner or lessee. Strict compliance with all conditions set forth herein or included in the guidelines listed below is required

Nick Derico

Mill Creek MetroParks

7574 Columbiana Canfield Rd

Canfield, OH 44406 Mahoning

The applicant certifies that they understand the provisions of this permit as regulated under Ohio Revised Code section 1531.02, that this application is made in good faith with the statements made herein being true. I further acknowledge that providing false information in applying for this permit/license is a violation of law (2921.13 O.R.C.) and may subject me to arrest.

SIGNATURE: _____

A handwritten signature in black ink, appearing to read "Nick Derico", written over a horizontal line.

DATE

03/24/25

Special Conditions: None

Permit valid March 11 – June 1, 2025

Number of nests in which you added, oiled, pierced or otherwise destroyed the eggs: _____ You do not need to report the number of eggs.

BY JUNE 1, YOU MUST REPORT THE ABOVE NUMBER OF NESTS DESTROYED BY YOUR ACTIVITIES (EVEN IF 0). PLEASE DO SO AT THE FOLLOWING WEBSITE: <https://apps.ohiodnr.gov/wildlife/goose/login.aspx>

Completion of this form is required:

Section 2921.13 O.R.C. Penalty: Imprisonment up to 6 months and/or \$1000.00 fine.

Section 1531.02 O.R.C. Penalty Imprisonment up to 60 days and/or \$500.00 fine